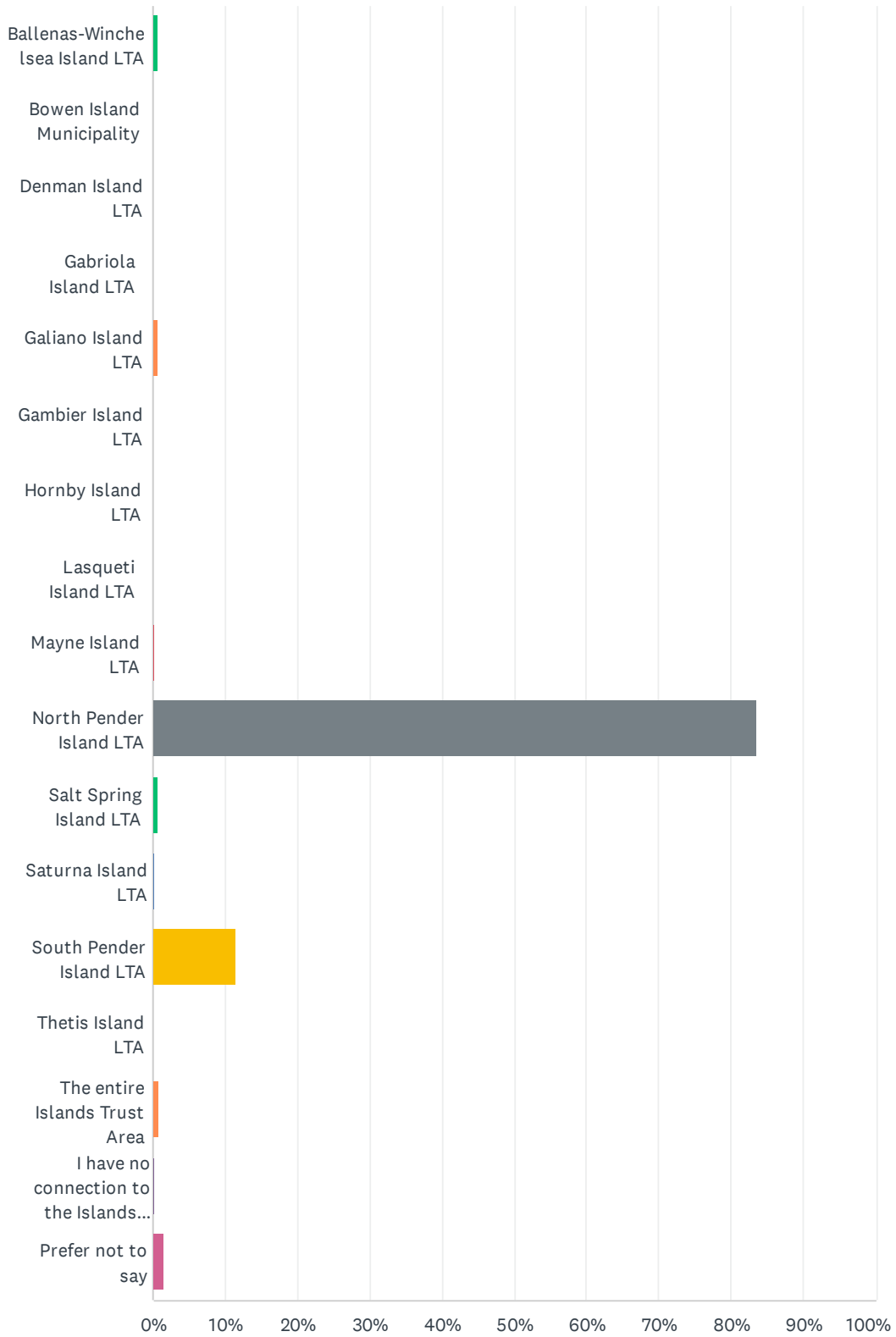


Q1 The Islands Trust Area is made up of 13 local trust areas (LTA) and Bowen Island Municipality. Which one do you feel most connected with?

Answered: 340 Skipped: 0

Pender Islands Housing Needs Survey, Fall 2024

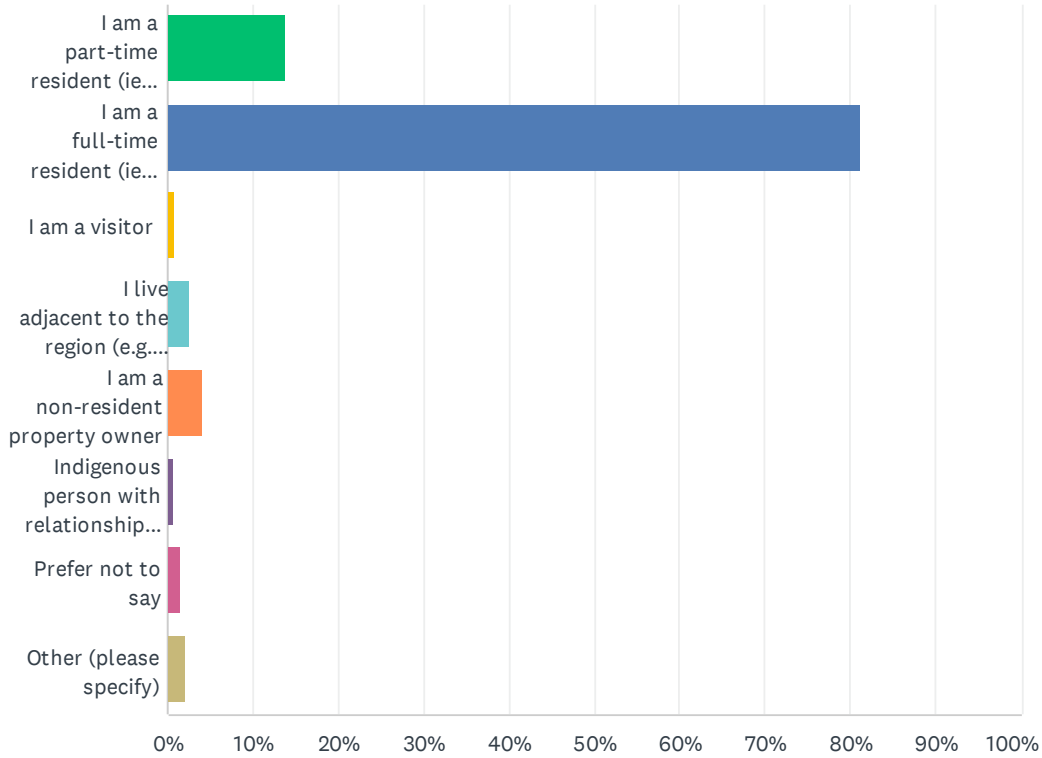


Pender Islands Housing Needs Survey, Fall 2024

ANSWER CHOICES	RESPONSES	
Ballenas-Winchelsea Island LTA	0.59%	2
Bowen Island Municipality	0.00%	0
Denman Island LTA	0.00%	0
Gabriola Island LTA	0.00%	0
Galiano Island LTA	0.59%	2
Gambier Island LTA	0.00%	0
Hornby Island LTA	0.00%	0
Lasqueti Island LTA	0.00%	0
Mayne Island LTA	0.29%	1
North Pender Island LTA	83.53%	284
Salt Spring Island LTA	0.59%	2
Saturna Island LTA	0.29%	1
South Pender Island LTA	11.47%	39
Thetis Island LTA	0.00%	0
The entire Islands Trust Area	0.88%	3
I have no connection to the Islands Trust Area	0.29%	1
Prefer not to say	1.47%	5
TOTAL		340

Q2 The Islands Trust Area occupies almost 5,200 square kilometers within the Salish Sea. What is your connection to the islands? Check as many as apply:

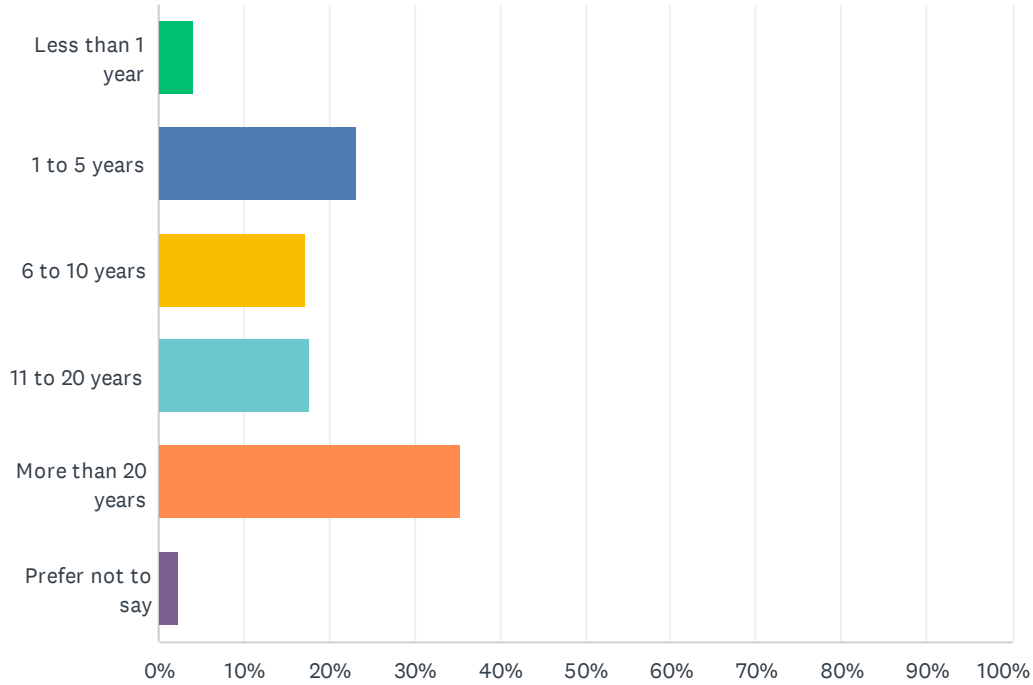
Answered: 340 Skipped: 0



ANSWER CHOICES	RESPONSES	
I am a part-time resident (ie. less than 6 months per year)	13.82%	47
I am a full-time resident (ie. more than 6 months per year)	81.18%	276
I am a visitor	0.88%	3
I live adjacent to the region (e.g. on Vancouver Island or mainland BC)	2.65%	9
I am a non-resident property owner	4.12%	14
Indigenous person with relationships to Pender Islands	0.59%	2
Prefer not to say	1.47%	5
Other (please specify)	2.06%	7
Total Respondents: 340		

Q3 If you are a resident or property owner, how long have you lived in, or owned a property in the Islands Trust Area?

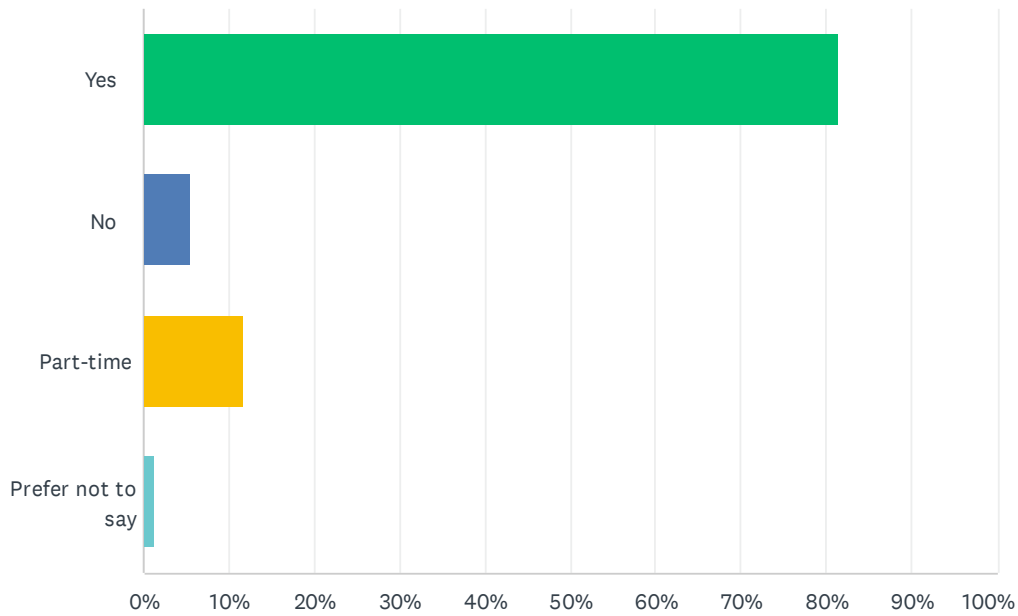
Answered: 340 Skipped: 0



ANSWER CHOICES	RESPONSES	
Less than 1 year	4.12%	14
1 to 5 years	23.24%	79
6 to 10 years	17.35%	59
11 to 20 years	17.65%	60
More than 20 years	35.29%	120
Prefer not to say	2.35%	8
TOTAL		340

Q4 Do you currently live in the Pender Islands community?

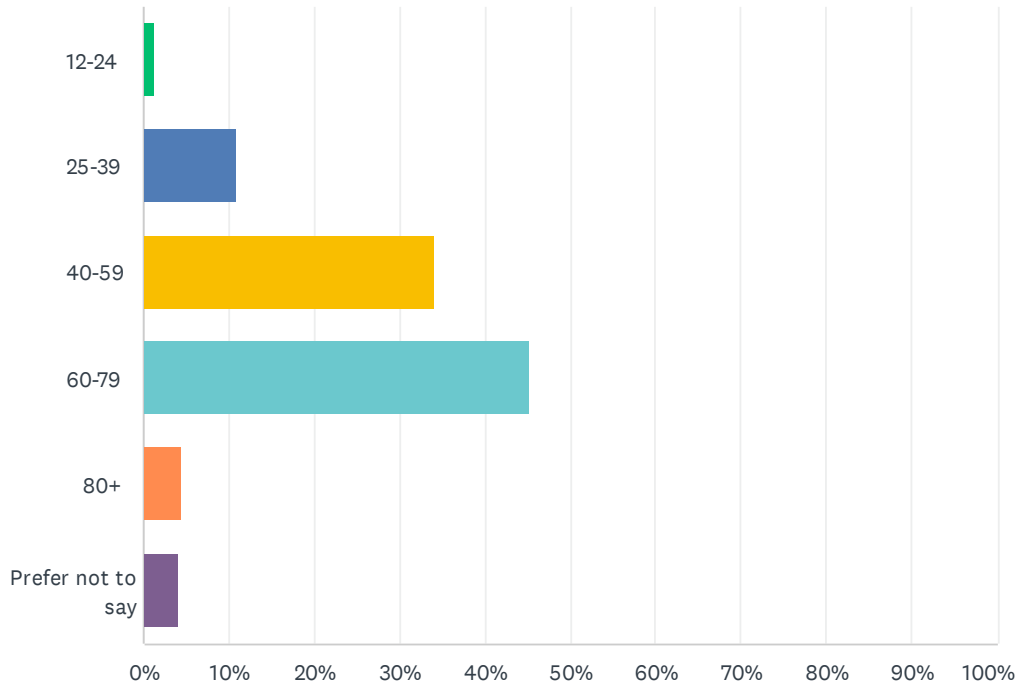
Answered: 340 Skipped: 0



ANSWER CHOICES	RESPONSES	
Yes	81.47%	277
No	5.59%	19
Part-time	11.76%	40
Prefer not to say	1.18%	4
TOTAL		340

Q5 Please indicate your age:

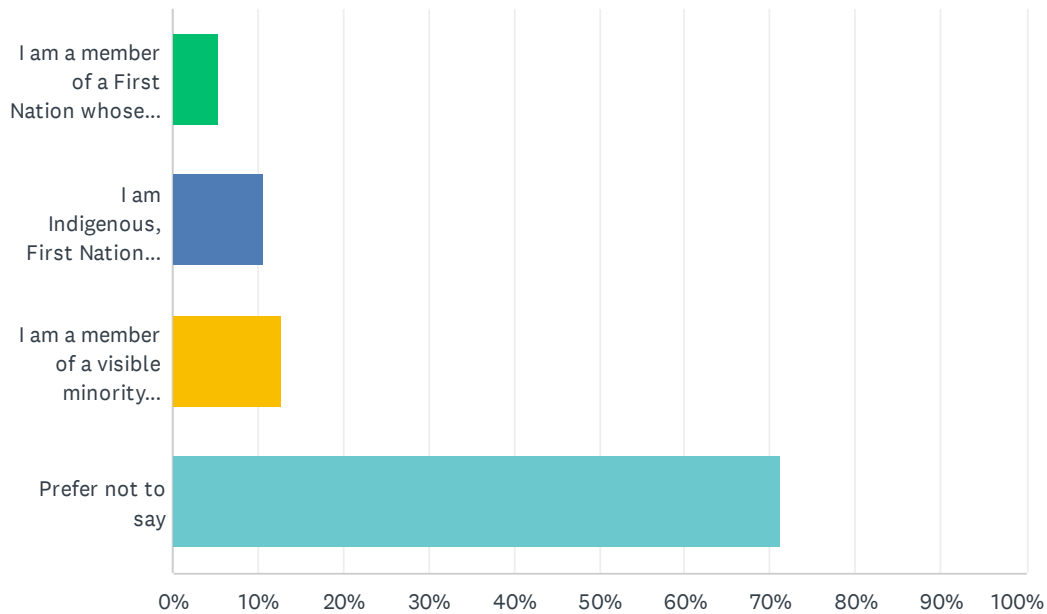
Answered: 340 Skipped: 0



ANSWER CHOICES	RESPONSES
12-24	1.18% 4
25-39	10.88% 37
40-59	34.12% 116
60-79	45.29% 154
80+	4.41% 15
Prefer not to say	4.12% 14
TOTAL	340

Q6 Please indicate if you identify with one of these groups:

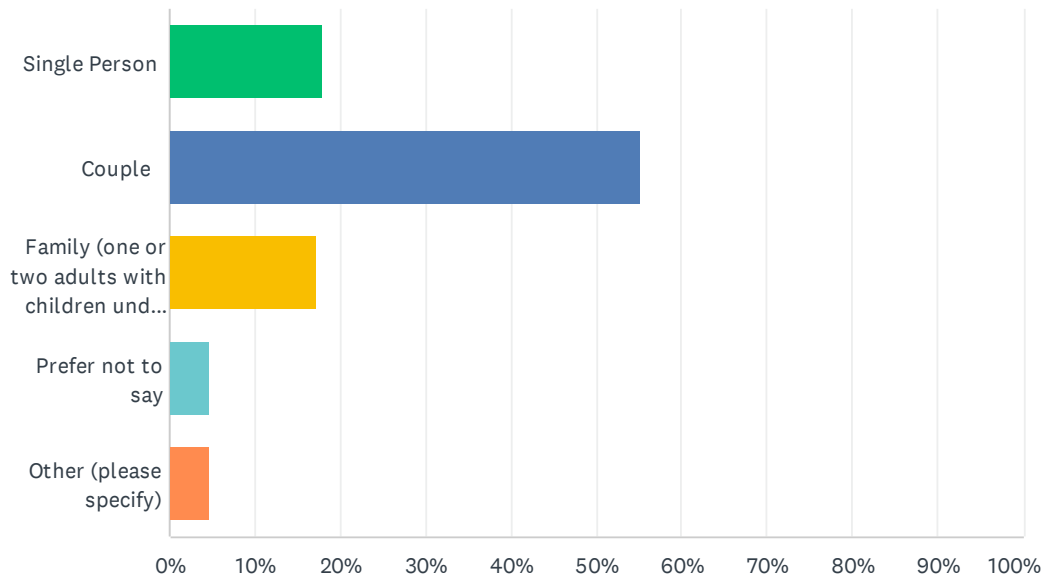
Answered: 94 Skipped: 246



ANSWER CHOICES	RESPONSES	
I am a member of a First Nation whose territory encompasses the Islands Trust Area	5.32%	5
I am Indigenous, First Nation, Metis, or Inuit	10.64%	10
I am a member of a visible minority group According to the Employment Equity Act, members of a visible minority are people in Canada (other than Indigenous peoples) who are non-white in colour or non-Caucasian in race, regardless of their place of birth or citizenship.	12.77%	12
Prefer not to say	71.28%	67
TOTAL		94

Q7 How would you describe your household?

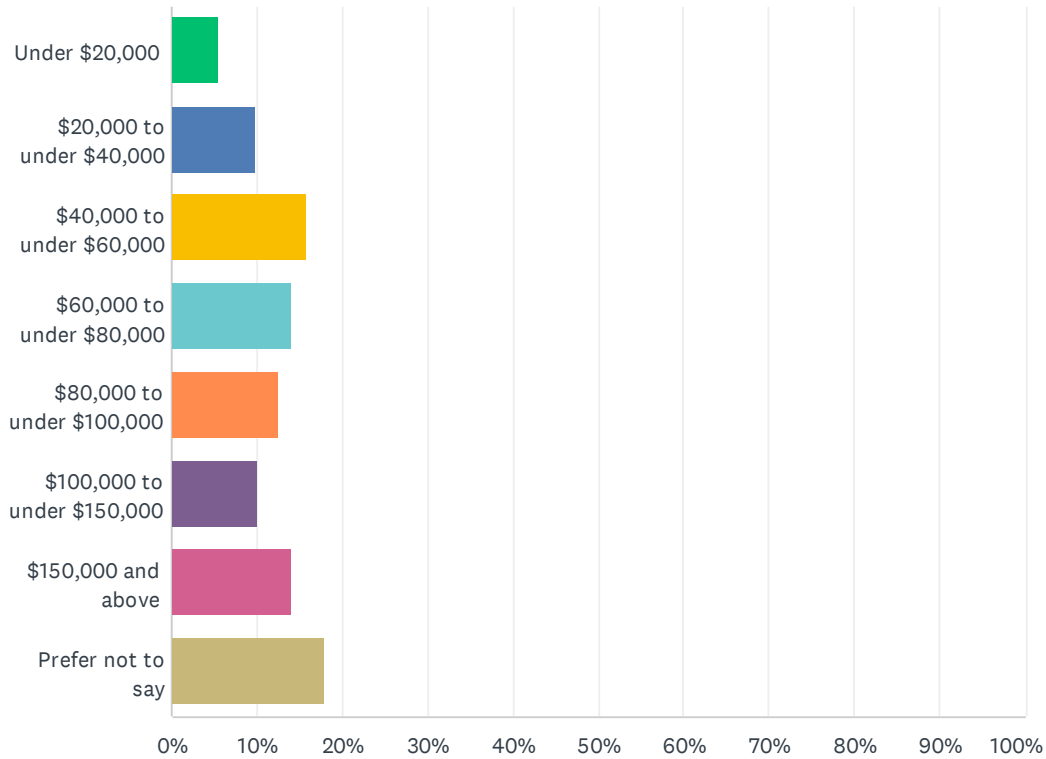
Answered: 340 Skipped: 0



ANSWER CHOICES	RESPONSES	
Single Person	17.94%	61
Couple	55.29%	188
Family (one or two adults with children under 18)	17.35%	59
Prefer not to say	4.71%	16
Other (please specify)	4.71%	16
TOTAL		340

Q8 Which of the following categories best describes your total household income per year before taxes?

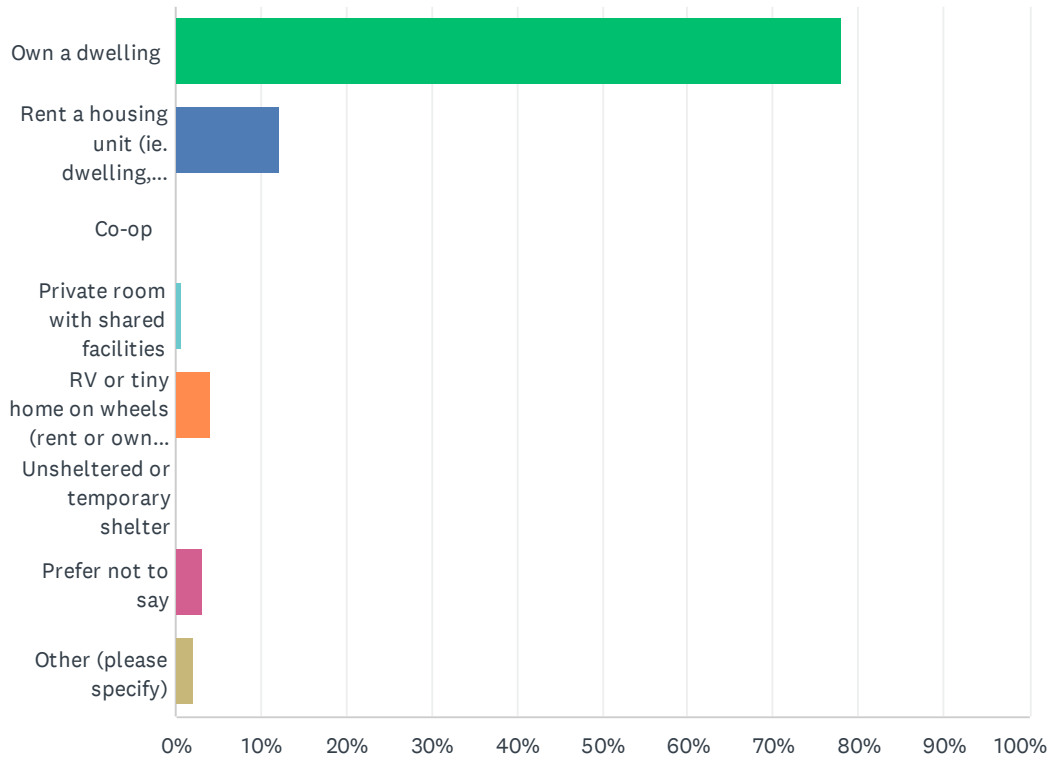
Answered: 340 Skipped: 0



ANSWER CHOICES	RESPONSES	
Under \$20,000	5.59%	19
\$20,000 to under \$40,000	9.71%	33
\$40,000 to under \$60,000	15.88%	54
\$60,000 to under \$80,000	14.12%	48
\$80,000 to under \$100,000	12.65%	43
\$100,000 to under \$150,000	10.00%	34
\$150,000 and above	14.12%	48
Prefer not to say	17.94%	61
TOTAL		340

Q9 How would you describe your current living situation?

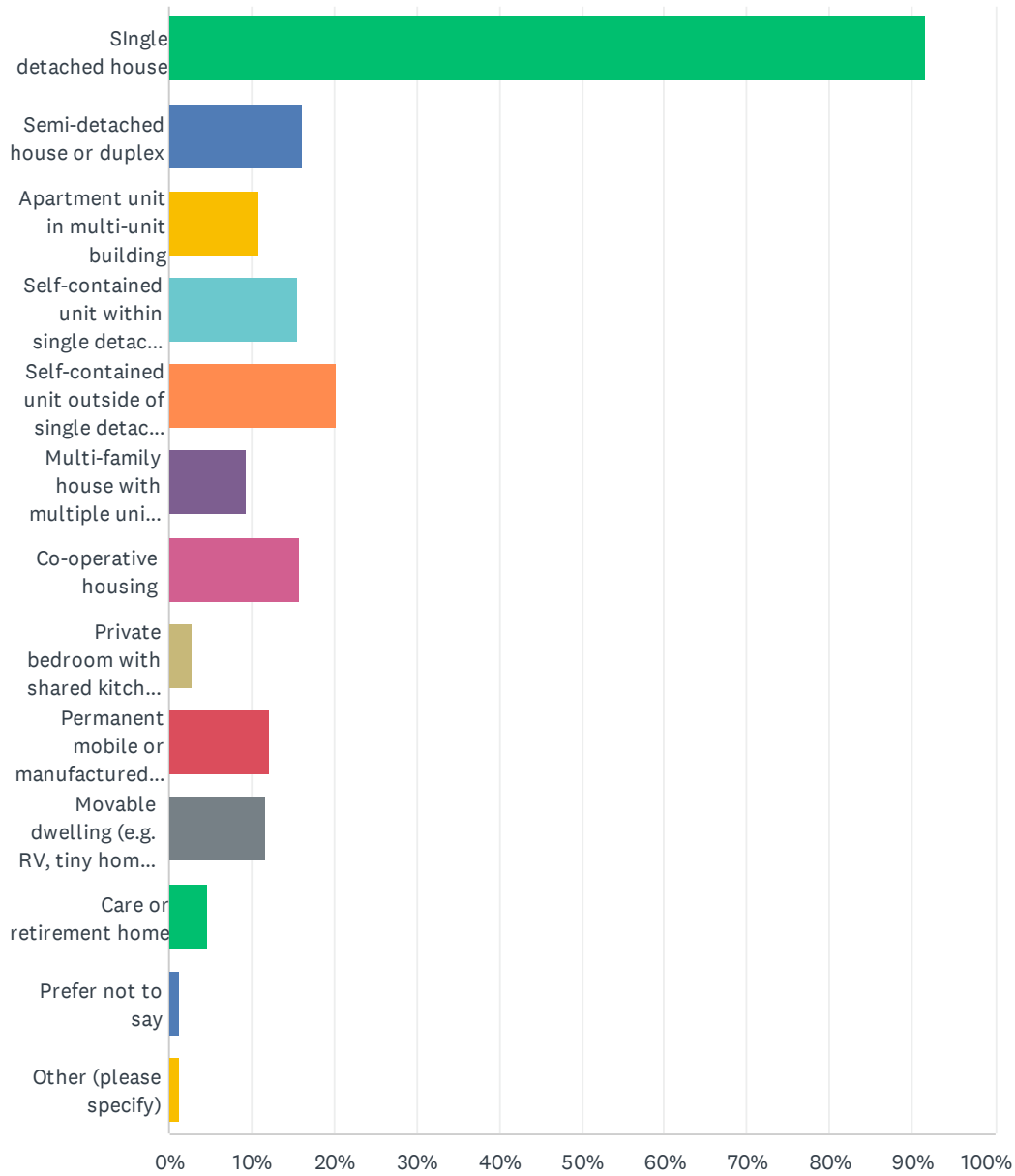
Answered: 322 Skipped: 18



ANSWER CHOICES	RESPONSES	
Own a dwelling	77.95%	251
Rent a housing unit (ie. dwelling, cottage, secondary suite)	12.11%	39
Co-op	0.00%	0
Private room with shared facilities	0.62%	2
RV or tiny home on wheels (rent or own land)	4.04%	13
Unsheltered or temporary shelter	0.00%	0
Prefer not to say	3.11%	10
Other (please specify)	2.17%	7
TOTAL		322

Q10 Which accommodation type is your preferred housing option? (Select all that apply)

Answered: 322 Skipped: 18

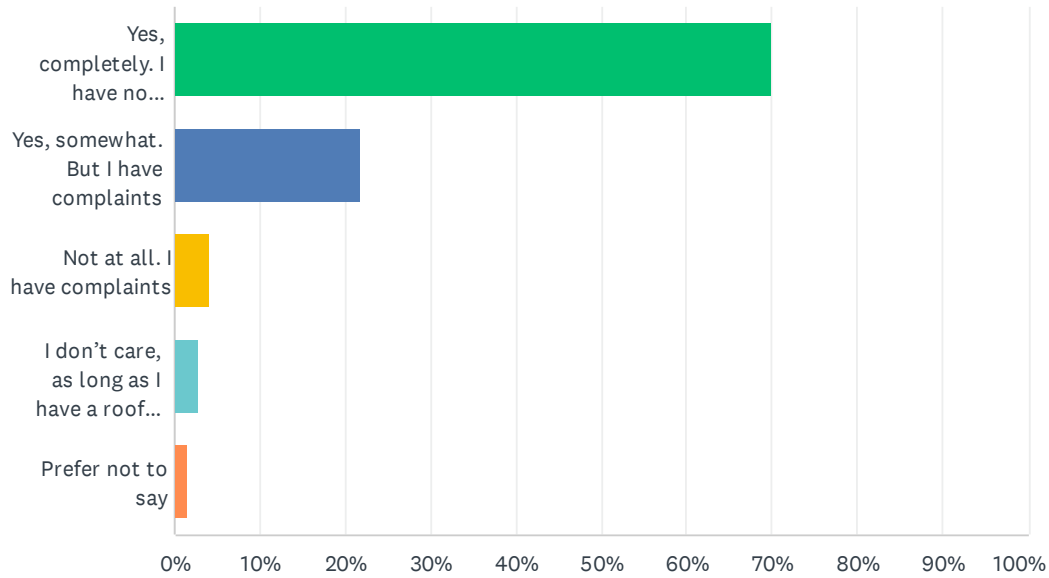


Pender Islands Housing Needs Survey, Fall 2024

ANSWER CHOICES	RESPONSES	
Single detached house	91.61%	295
Semi-detached house or duplex	16.15%	52
Apartment unit in multi-unit building	10.87%	35
Self-contained unit within single detached house	15.53%	50
Self-contained unit outside of single detached house but on same property	20.19%	65
Multi-family house with multiple units for family	9.32%	30
Co-operative housing	15.84%	51
Private bedroom with shared kitchen and living spaces	2.80%	9
Permanent mobile or manufactured home (fixed to a foundation)	12.11%	39
Movable dwelling (e.g. RV, tiny home on wheels)	11.80%	38
Care or retirement home	4.66%	15
Prefer not to say	1.24%	4
Other (please specify)	1.24%	4
Total Respondents: 322		

Q11 Does your current living situation meet your housing needs?

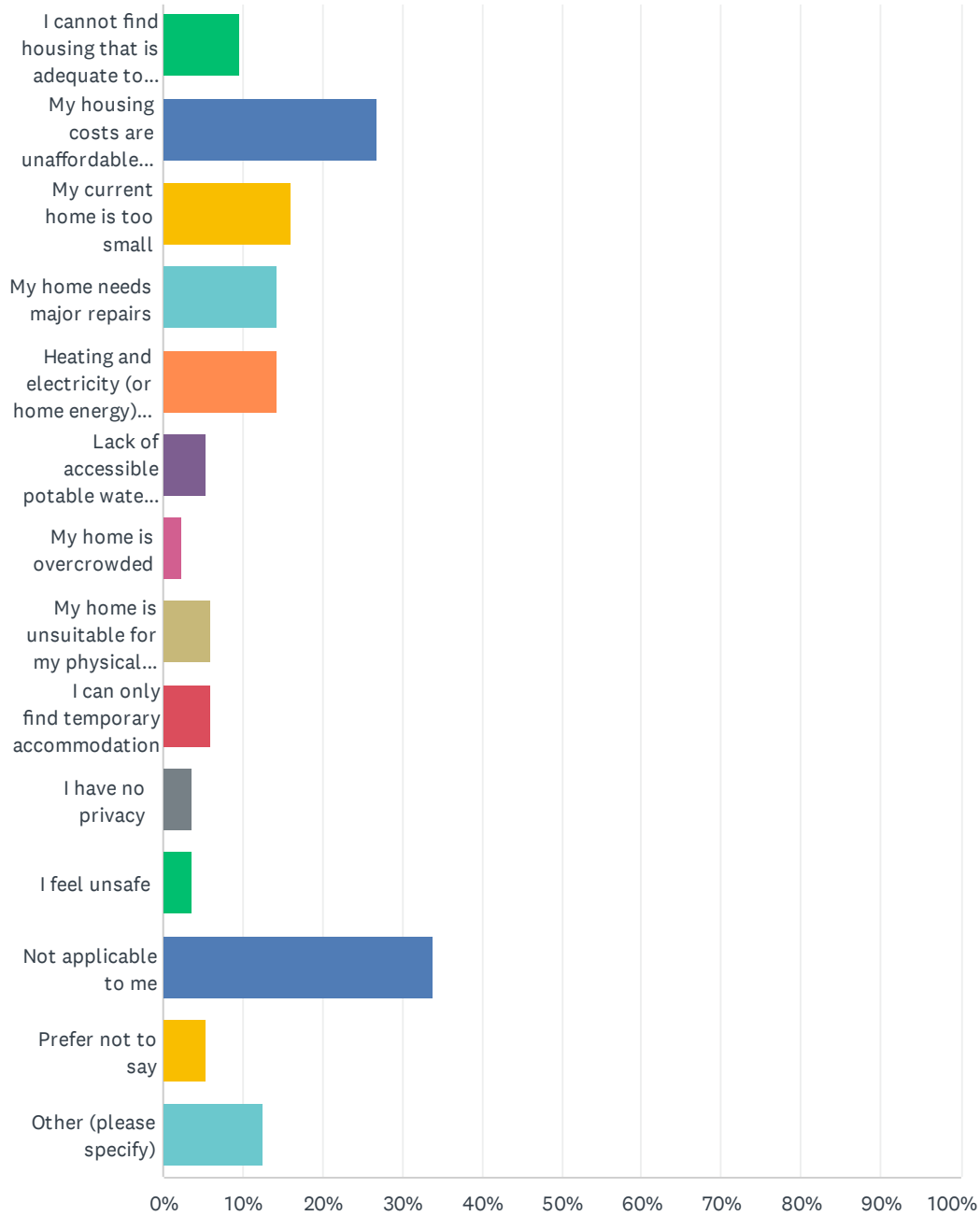
Answered: 322 Skipped: 18



ANSWER CHOICES	RESPONSES	
Yes, completely. I have no complaints	69.88%	225
Yes, somewhat. But I have complaints	21.74%	70
Not at all. I have complaints	4.04%	13
I don't care, as long as I have a roof over my head	2.80%	9
Prefer not to say	1.55%	5
TOTAL		322

Q12 If applicable, what are the reasons for your current living situation not meeting your needs? (Select all that apply)

Answered: 168 Skipped: 172

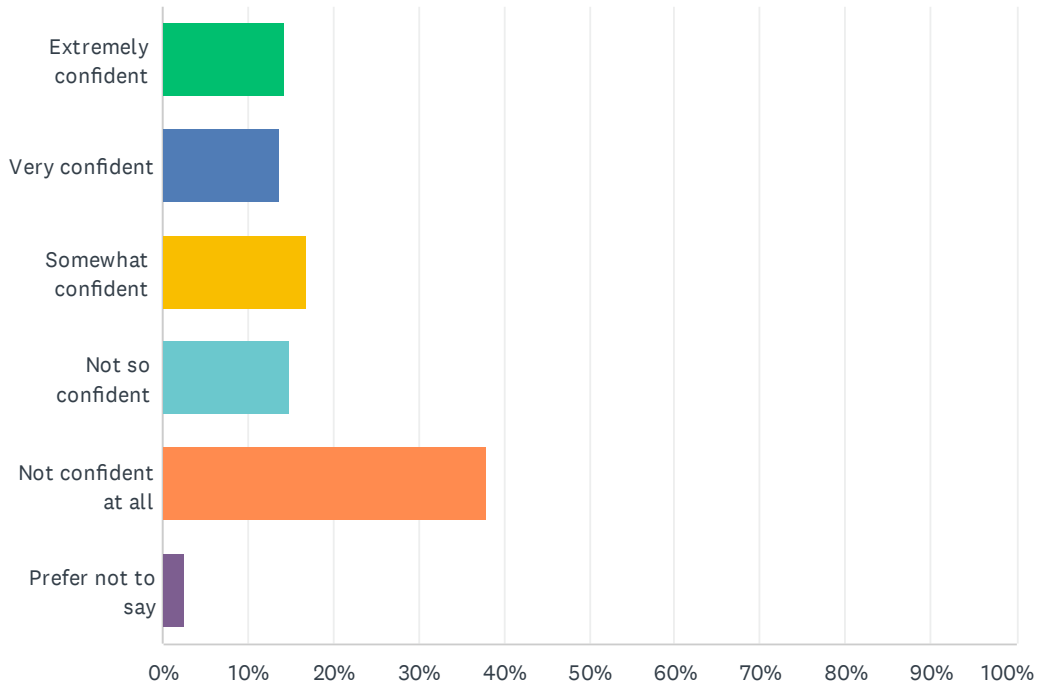


Pender Islands Housing Needs Survey, Fall 2024

ANSWER CHOICES	RESPONSES	
I cannot find housing that is adequate to meet my household needs	9.52%	16
My housing costs are unaffordable (renting or owning)	26.79%	45
My current home is too small	16.07%	27
My home needs major repairs	14.29%	24
Heating and electricity (or home energy) issues	14.29%	24
Lack of accessible potable water and/or septic disposal	5.36%	9
My home is overcrowded	2.38%	4
My home is unsuitable for my physical needs	5.95%	10
I can only find temporary accommodation	5.95%	10
I have no privacy	3.57%	6
I feel unsafe	3.57%	6
Not applicable to me	33.93%	57
Prefer not to say	5.36%	9
Other (please specify)	12.50%	21
Total Respondents: 168		

Q13 How confident are you that you could access affordable alternative housing if you needed to vacate your current home?

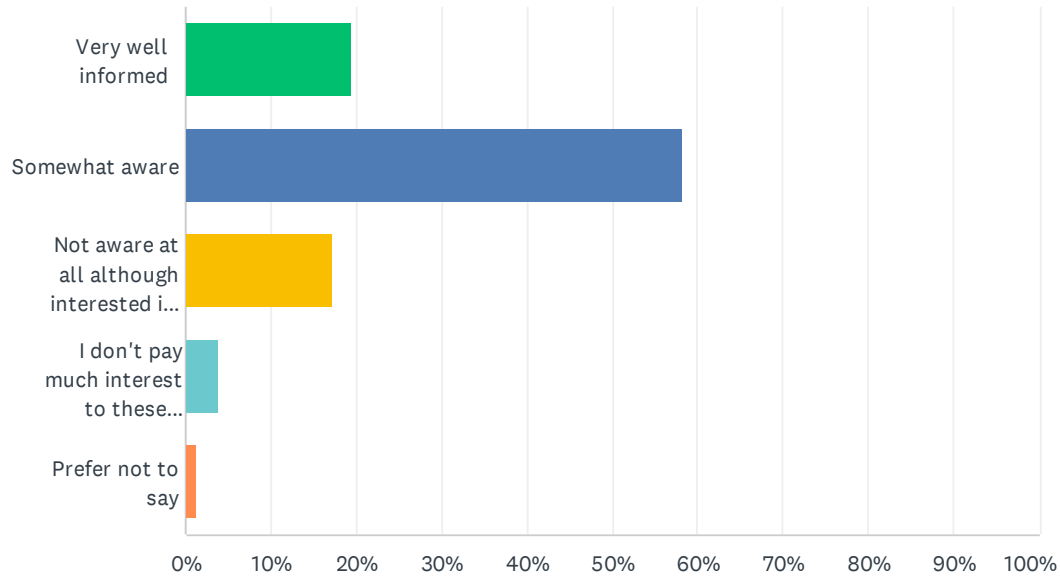
Answered: 322 Skipped: 18



ANSWER CHOICES	RESPONSES	
Extremely confident	14.29%	46
Very confident	13.66%	44
Somewhat confident	16.77%	54
Not so confident	14.91%	48
Not confident at all	37.89%	122
Prefer not to say	2.48%	8
TOTAL		322

Q14 How informed are you with the role of the Islands Trust and other government agencies in the provision of housing?

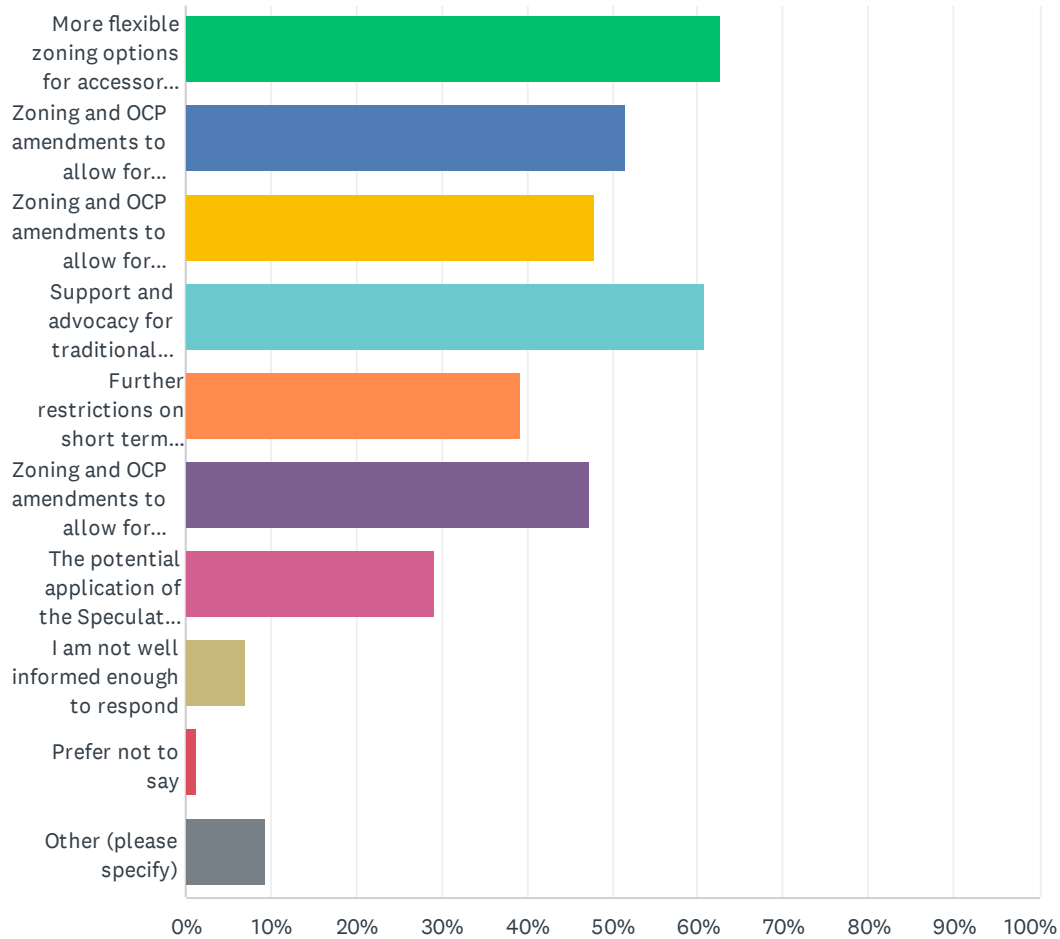
Answered: 308 Skipped: 32



ANSWER CHOICES	RESPONSES	
Very well informed	19.48%	60
Somewhat aware	58.12%	179
Not aware at all although interested in learning more	17.21%	53
I don't pay much interest to these matters	3.90%	12
Prefer not to say	1.30%	4
TOTAL		308

Q15 Based on your knowledge of the role of the Islands Trust and its associated bylaws and regulations, which housing actions in this list should the North Pender Island Local Trust Committee prioritize (select all that apply)

Answered: 308 Skipped: 32



Pender Islands Housing Needs Survey, Fall 2024

ANSWER CHOICES	RESPONSES	
More flexible zoning options for accessory dwelling units (ADUs)	62.66%	193
Zoning and OCP amendments to allow for multi-unit residential developments	51.62%	159
Zoning and OCP amendments to allow for manufactured home communities (ie. portable structures with permanent foundations)	48.05%	148
Support and advocacy for traditional not-for-profit housing projects including for seniors	60.71%	187
Further restrictions on short term vacation rentals which could potentially become long term rentals	39.29%	121
Zoning and OCP amendments to allow for living in recreational vehicles/tiny homes on wheels	47.40%	146
The potential application of the Speculation and Vacancy Tax on Pender Islands (Islands Trust is currently exempt from this tax)	29.22%	90
I am not well informed enough to respond	7.14%	22
Prefer not to say	1.30%	4
Other (please specify)	9.42%	29
Total Respondents: 308		

**Q16 Do you have any other comments on the project or ideas for improving access to affordable housing in the Pender Islands community?
Please keep your comments concise.**

Answered: 102 Skipped: 238